

SEVEN

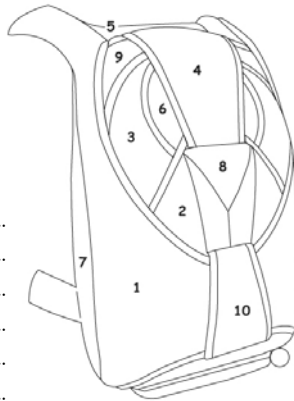
Basik Air Concept
2010 RN 97 - 83340 Le Luc - France
tel: +33 (0)4 94 12 36
fax: +33 (0)4 94 39 89 37
www.basik.fr - basik.fr@free.fr

Order form

Name:
Address:
.....
Tel: fax:
E-mail:

Height: weight:
1/2 waist by the back:
Torso length: chest:
Diagonal torso length:
Thigh circ.: inseam:

Container size:
Main canopy:



Rig colors (report to color chart)
Side flaps (1):
Main flap (2):
Reserve bag (3):
Reserve flap (4):
Collar (5):
Ring covers:
Reserve pilot chute (6):
Its binding:
Sides and bottom (7):
Design (8):
Reserve container (9):
Main protecting flap (10):
Leg pads:

Reserve canopy:
A.A.D.:

Material (report to color chart)
Cordura 1000 Cordura 500 Parapack

Risers type (circle your choice):
Mini Large

Opening system (circle your choice):
B.O.C. Pull-out

Pilot chute type (circle your choice):
Kill-line Bunjy Throw out bridle

B.O.C. pouch (circle your choice):
Magnets Elastic spandex

General binding color:

Cutaway handle:
Hooktable: Pillow:

Harness webbing type 7 (classic):
Harness webbing type 8 (soft):

Reserve handle:
Metal Pillow:

Options not included (circle your choice):
R.S.L.
Piping on reserve pilot chute - piping on main flap (x2)
Piping on collar - Mini rig bag with same colors
Other binding color (except reserve pilot chute)
Insert risers - Main toggles swoop setting
Ring cover embroidery - sides embroideries "Seven"

Maintenance kit (main pilot chute + inner line + 10 main loops)

Spare reserve parts kit
(reserve bag and pilot chute + cutaway and reserve handles)

Student options (circle your choice):
R.S.L. Yes No
FXC set up Yes No
Adjustable harness Yes No

Clear window reserve protecting flap: Yes No
Second A.A.D. window on R.C. Yes No
Student ripcord Yes No
(spring pilot chute and housing)
Static line set up Yes No
Main direct bag Yes No

Total order:
Deposit 20%:
Balance due:

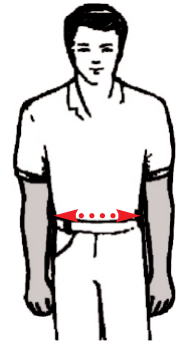
Order date:
Dealer name:
Customer agreement:

Measuring Guide

- 1/2 waist around the back:

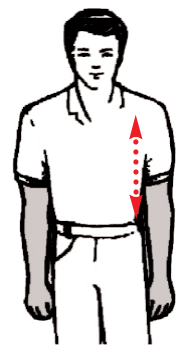
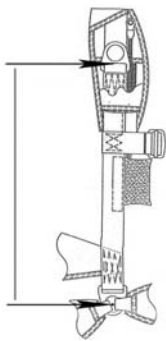
While standing erect, measure over any appropriate clothing and pull tape measure snug before taking measurement.

Around the back from the left side to the right side. Measurement must be taken from the hip bone at the trouser level to the opposite hip bone by the back. This give us the appropriate lateral webbing length.



- Torso length

From the hollow below the shoulder bone toward the hip bone at trouser level (same reference as the above measurement). This measurement must be taken as shown on the below picture. This give the length of your harness.



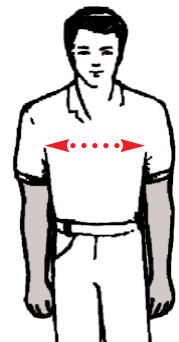
- Torso diagonal

From the hollow spot at the base of the neck. To find this, follow the collarbone to where it takes a deep dip BELOW your Adam's apple. Measure from the lowest part of the dip, diagonally across your chest to the side of your body at the top of the hipbone. This allow us to double check the torso length.



- Chest

This is the standard measurement around the chest over the nipples. For women do one additional measurement above the breast. This give us the chest strap length.



- Thigh circumference

Place the end of the tape measure on the curve of the hipbone that you previously located for the torso measurement. Thread the tape measure around the top of the thigh, across the buttocks and back to the starting point. Imagine this is a leg pad and adjust accordingly.



- Inseam

Stand up straight when taking this measurement and don't wear shoes. Having your feet shoulder-width apart, start the tape high in the crotch and measure straight down to the floor. Don't use the middle seam of the pants as reference, since some pants are looser than others. Be sure to start the tape measure high in the crotch. This measurement is important: It allows us to verify all measurements.

Basik Air Concept

2010 RN 97 - 83340 Le Luc - France

Tel: +33 (0)4.94.99.12.36 - fax: +33 (0)4.94.39.89.37 - basik.fr@free.fr - www.basik.fr

Listes des couleurs - Colors list - Seven + Advance "Out" & "In"

	Cordura 1000	Cordura 500	Parapack	Harnais - harness	Galons - binding
Noir - black					
Souris - charcoal					
Silver					
Electric					
Turquoise					
Cobalt					
Light blue					
Royal					
Petrol					
Marine - navy					
Dark teal					
Kelly Green					
Cam - Camo					
Jade (spruce)					
Lavande - lavender					
Violet - purple					
Fushia					
Bordeau					
Rouge - red					
Orange					
Jaune - yellow					
Blanc - white	OK	OK	OK	OK	OK

Basik Air Concept

+33 (0)494 99 12 36 - basik.fr@free.fr - www.basik.fr