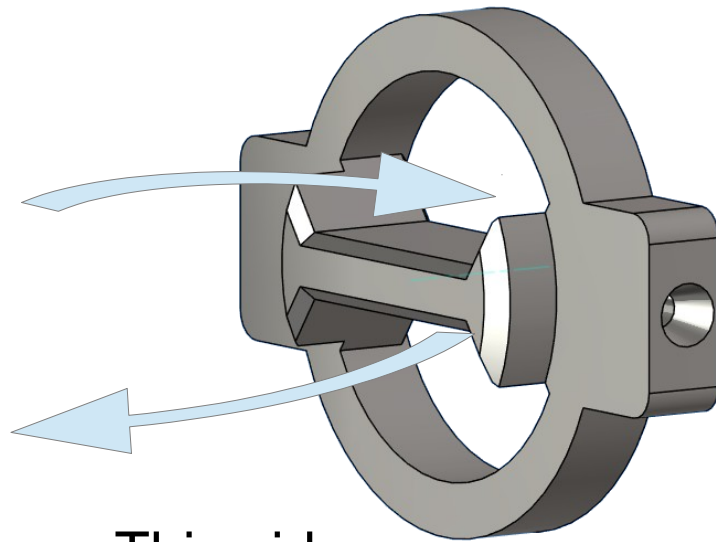
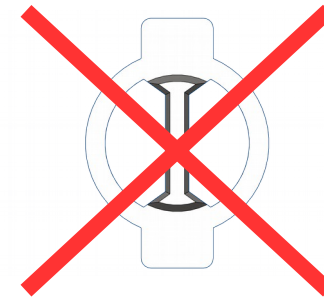
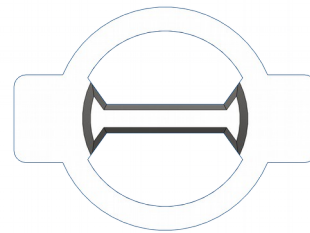


GrellFAB 3PMount Anchor

Place horizontally on the inside of the air inlet.
The bar will span across the inlet functioning as an anchor for the mount.
Be careful when mounting so that you don't damage the air inlet.



This side
facing out



Thread the double stowbands
as the arrows show.

Please visit www.grellfab.com for
instructions and videos on
to securely fasten the mount to your helmet